



TRAILHEAD™ | TIMBERTRU™

The Trailhead Collection captures the spirit of the nation's great and iconic trails and draws textures and colors from natural beauty. Clearwater™ technology means that this product is 100% waterproof and durable enough to take on life's daily spills and accidents.

30-YEAR RESIDENTIAL WARRANTY

5-YEAR LIGHT COMMERCIAL WARRANTY

Installation



Float







TRAILHEAD™ | TIMBERTRU™



Cascade Falls
TR4L541




Doughton
TR4L539



Beacon Heights
TR4L524




Mabry Mills
TR4L522



Mitchell Peak
TR4L540



Orchard
TR4L544



Biltmore
TR4L545



Flatrock
TR4L542



Linville
TR4L543



Rough Ridge
TR4L532

TRAILHEAD™ TIMBERTRU™

WIDTH: 8.03"

LENGTH: 47.64"

FINISH: AC4 Wear Layer

THICKNESS: 12mm

TEXTURE: Embossed

EDGES: Painted Bevel

Sq. Ft. per carton: 15.94

CARTONS PER PALLET: 64

PALLET PER TRUCKLOAD: 22

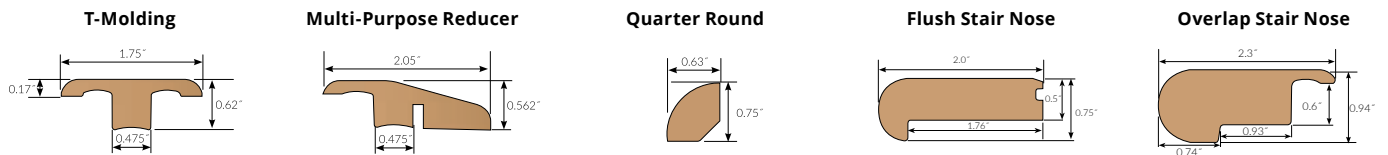
WARRANTY: 30 Year Residential | 5 Year Light Commercial



TRAILHEAD™ | TIMBERTRU™

Trim & Molding

We offer a complete selection of coordinating trim and molding that compliments your floor's textures, species and colors, providing the finishing touch.



Important Information

Inspect ALL materials carefully BEFORE installation. Wood is a natural product containing natural characteristics such as variations in color, tone and graining. Some variation in color is to be expected in a natural wood floor. It is the customer and installer's responsibility for final inspection prior to installation. The warranty DOES NOT cover materials with visible defects once they are installed. The manufacturer - retailer will not be responsible for claims arising from flooring that has a greater range of grain / color variation than found in the showroom display samples.

Please note: Extended exposure to natural light can alter the patina of your wood floor.

For the most current warranty and installation information, please visit our website at www.lmflooring.com.



*see warranty for details